


Dans ce cahier, Ariel t'aidera à te familiariser avec les formes, par de nombreuses activités des plus amusantes.

Nous verrons six formes.  
Afin de les reconnaître,  
transcris-les.



Le cercle \_\_\_\_\_

Le carré \_\_\_\_\_

Le triangle \_\_\_\_\_

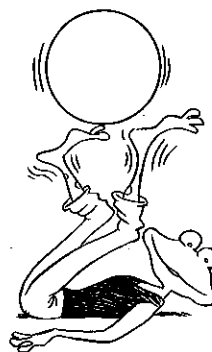
L'ovale \_\_\_\_\_


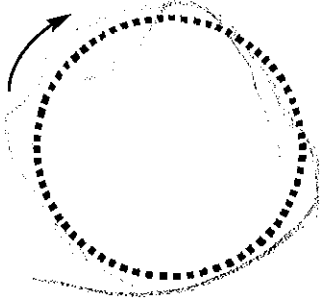
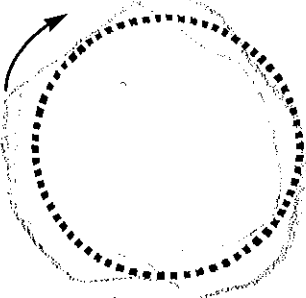
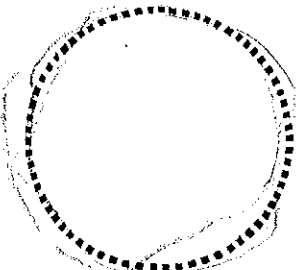

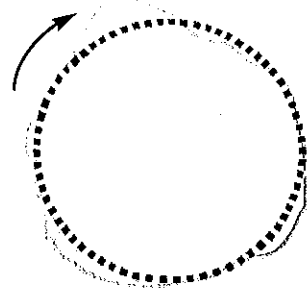


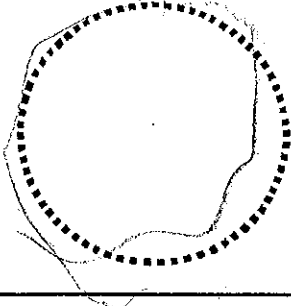

Le rectangle \_\_\_\_\_

Le losange \_\_\_\_\_


# LE CERCLE

Reproduis ces cercles  
en traçant d'abord  
les pointillés, puis  
par toi-même.



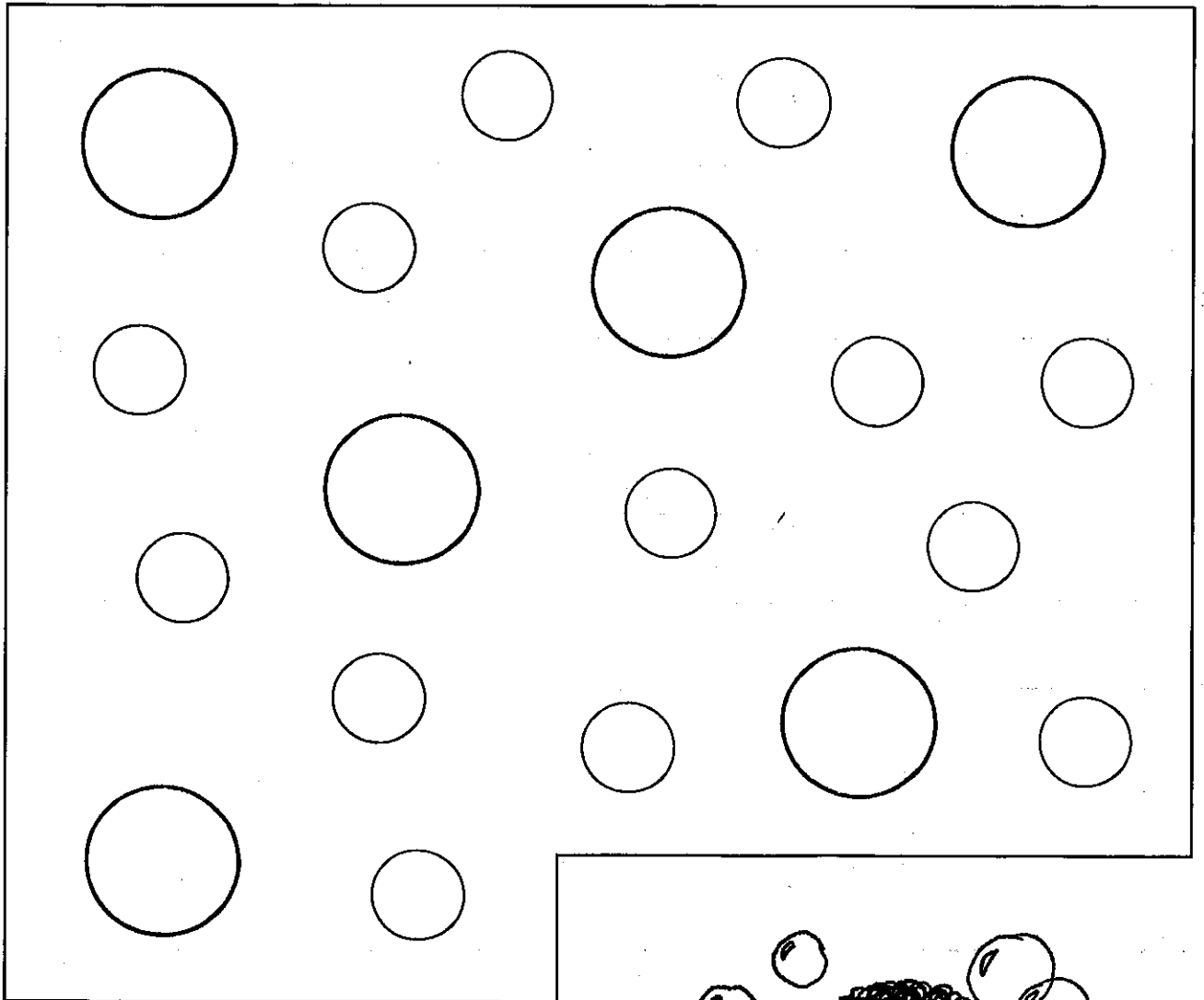
			
			
			
			

Colorie l'image.



## Le bébé bulles !

Colorie les grosses bulles en rouge  
et les petites bulles en bleu.



Tu obtiens \_\_\_\_\_  
bulles rouges.


Tu obtiens \_\_\_\_\_  
bulles bleues.








Aide Ariel à retrouver son ballon rond.


Arrivée




Grâce à l'exemple, reproduis  
Ariel dans la grille du bas.



Colorie l'image.


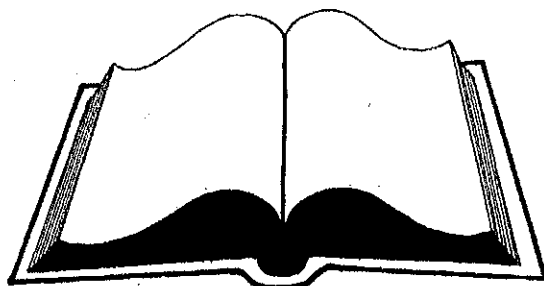


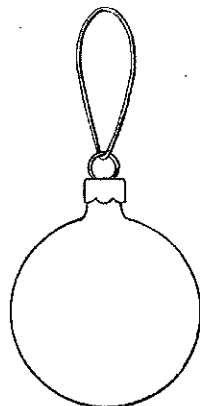




Regroupe ces cercles par ensembles de trois.  
Combien d'ensembles obtiens-tu?







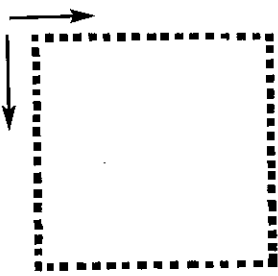
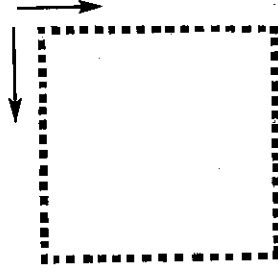


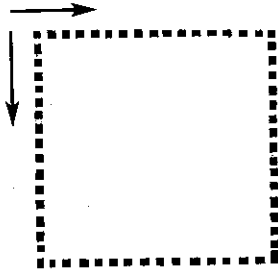




Colorie les objets qui ont la forme d'un cercle.




# LE CARRÉ

Reproduis ces carrés  
en traçant d'abord  
les pointillés, puis  
par toi-même.




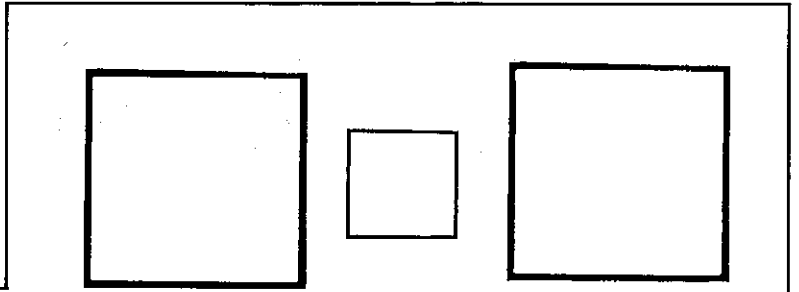
Colorie l'image.



# LES CARRÉS

Regroupe les gros carrés  
en paquets de 2.

Combien de paquets  
obtiens-tu?



Aide Ariel à placer ces noms de formes dans la grille.

The crossword puzzle grid consists of the following cells:

- Row 1: [ ] [ ] [ ] **a** [ ] [ ] [ ] [ ]
- Row 2: [ ] [ ] [ ] [ ] [ ] [ ] [ ] [ ]
- Row 3: [ ] [ ] [ ] **a** [ ] [ ] [ ] [ ]
- Row 4: [ ] [ ] [ ] [ ] [ ] [ ] [ ] [ ]
- Row 5: [ ] [ ] [ ] [ ] [ ] [ ] [ ] [ ]
- Row 6: [ ] [ ] [ ] [ ] [ ] [ ] [ ] [ ]
- Row 7: [ ] [ ] [ ] [ ] [ ] [ ] [ ] [ ]
- Row 8: [ ] [ ] [ ] [ ] [ ] [ ] [ ] [ ]
- Row 9: [ ] [ ] [ ] [ ] [ ] [ ] [ ] [ ]
- Row 10: [ ] [ ] [ ] [ ] [ ] [ ] [ ] [ ]
- Row 11: [ ] [ ] [ ] [ ] [ ] [ ] [ ] [ ]
- Row 12: [ ] [ ] [ ] [ ] [ ] [ ] [ ] [ ]
- Row 13: [ ] [ ] [ ] [ ] [ ] [ ] [ ] [ ]
- Row 14: [ ] [ ] [ ] [ ] [ ] [ ] [ ] [ ]
- Row 15: [ ] [ ] [ ] [ ] [ ] [ ] [ ] [ ]
- Row 16: [ ] [ ] [ ] [ ] [ ] [ ] [ ] [ ]
- Row 17: [ ] [ ] [ ] [ ] [ ] [ ] [ ] [ ]
- Row 18: [ ] [ ] [ ] [ ] [ ] [ ] [ ] [ ]
- Row 19: [ ] [ ] [ ] [ ] [ ] [ ] [ ] [ ]
- Row 20: [ ] [ ] [ ] [ ] [ ] [ ] [ ] [ ]
- Row 21: [ ] [ ] [ ] [ ] [ ] [ ] [ ] [ ]
- Row 22: [ ] [ ] [ ] [ ] [ ] [ ] [ ] [ ]
- Row 23: [ ] [ ] [ ] [ ] [ ] [ ] [ ] [ ]
- Row 24: [ ] [ ] [ ] [ ] [ ] [ ] [ ] [ ]
- Row 25: [ ] [ ] [ ] [ ] [ ] [ ] [ ] [ ]
- Row 26: [ ] [ ] [ ] [ ] [ ] [ ] [ ] [ ]
- Row 27: [ ] [ ] [ ] [ ] [ ] [ ] [ ] [ ]
- Row 28: [ ] [ ] [ ] [ ] [ ] [ ] [ ] [ ]
- Row 29: [ ] [ ] [ ] [ ] [ ] [ ] [ ] [ ]
- Row 30: [ ] [ ] [ ] [ ] [ ] [ ] [ ] [ ]
- Row 31: [ ] [ ] [ ] [ ] [ ] [ ] [ ] [ ]
- Row 32: [ ] [ ] [ ] [ ] [ ] [ ] [ ] [ ]
- Row 33: [ ] [ ] [ ] [ ] [ ] [ ] [ ] [ ]
- Row 34: [ ] [ ] [ ] [ ] [ ] [ ] [ ] [ ]
- Row 35: [ ] [ ] [ ] [ ] [ ] [ ] [ ] [ ]
- Row 36: [ ] [ ] [ ] [ ] [ ] [ ] [ ] [ ]
- Row 37: [ ] [ ] [ ] [ ] [ ] [ ] [ ] [ ]
- Row 38: [ ] [ ] [ ] [ ] [ ] [ ] [ ] [ ]
- Row 39: [ ] [ ] [ ] [ ] [ ] [ ] [ ] [ ]
- Row 40: [ ] [ ] [ ] [ ] [ ] [ ] [ ] [ ]
- Row 41: [ ] [ ] [ ] [ ] [ ] [ ] [ ] [ ]
- Row 42: [ ] [ ] [ ] [ ] [ ] [ ] [ ] [ ]
- Row 43: [ ] [ ] [ ] [ ] [ ] [ ] [ ] [ ]
- Row 44: [ ] [ ] [ ] [ ] [ ] [ ] [ ] [ ]
- Row 45: [ ] [ ] [ ] [ ] [ ] [ ] [ ] [ ]
- Row 46: [ ] [ ] [ ] [ ] [ ] [ ] [ ] [ ]
- Row 47: [ ] [ ] [ ] [ ] [ ] [ ] [ ] [ ]
- Row 48: [ ] [ ] [ ] [ ] [ ] [ ] [ ] [ ]
- Row 49: [ ] [ ] [ ] [ ] [ ] [ ] [ ] [ ]
- Row 50: [ ] [ ] [ ] [ ] [ ] [ ] [ ] [ ]
- Row 51: [ ] [ ] [ ] [ ] [ ] [ ] [ ] [ ]
- Row 52: [ ] [ ] [ ] [ ] [ ] [ ] [ ] [ ]
- Row 53: [ ] [ ] [ ] [ ] [ ] [ ] [ ] [ ]
- Row 54: [ ] [ ] [ ] [ ] [ ] [ ] [ ] [ ]
- Row 55: [ ] [ ] [ ] [ ] [ ] [ ] [ ] [ ]
- Row 56: [ ] [ ] [ ] [ ] [ ] [ ] [ ] [ ]
- Row 57: [ ] [ ] [ ] [ ] [ ] [ ] [ ] [ ]
- Row 58: [ ] [ ] [ ] [ ] [ ] [ ] [ ] [ ]
- Row 59: [ ] [ ] [ ] [ ] [ ] [ ] [ ] [ ]
- Row 60: [ ] [ ] [ ] [ ] [ ] [ ] [ ] [ ]
- Row 61: [ ] [ ] [ ] [ ] [ ] [ ] [ ] [ ]
- Row 62: [ ] [ ] [ ] [ ] [ ] [ ] [ ] [ ]
- Row 63: [ ] [ ] [ ] [ ] [ ] [ ] [ ] [ ]
- Row 64: [ ] [ ] [ ] [ ] [ ] [ ] [ ] [ ]
- Row 65: [ ] [ ] [ ] [ ] [ ] [ ] [ ] [ ]
- Row 66: [ ] [ ] [ ] [ ] [ ] [ ] [ ] [ ]
- Row 67: [ ] [ ] [ ] [ ] [ ] [ ] [ ] [ ]
- Row 68: [ ] [ ] [ ] [ ] [ ] [ ] [ ] [ ]
- Row 69: [ ] [ ] [ ] [ ] [ ] [ ] [ ] [ ]
- Row 70: [ ] [ ] [ ] [ ] [ ] [ ] [ ] [ ]
- Row 71: [ ] [ ] [ ] [ ] [ ] [ ] [ ] [ ]
- Row 72: [ ] [ ] [ ] [ ] [ ] [ ] [ ] [ ]
- Row 73: [ ] [ ] [ ] [ ] [ ] [ ] [ ] [ ]
- Row 74: [ ] [ ] [ ] [ ] [ ] [ ] [ ] [ ]
- Row 75: [ ] [ ] [ ] [ ] [ ] [ ] [ ] [ ]
- Row 76: [ ] [ ] [ ] [ ] [ ] [ ] [ ] [ ]
- Row 77: [ ] [ ] [ ] [ ] [ ] [ ] [ ] [ ]
- Row 78: [ ] [ ] [ ] [ ] [ ] [ ] [ ] [ ]
- Row 79: [ ] [ ] [ ] [ ] [ ] [ ] [ ] [ ]
- Row 80: [ ] [ ] [ ] [ ] [ ] [ ] [ ] [ ]
- Row 81: [ ] [ ] [ ] [ ] [ ] [ ] [ ] [ ]
- Row 82: [ ] [ ] [ ] [ ] [ ] [ ] [ ] [ ]
- Row 83: [ ] [ ] [ ] [ ] [ ] [ ] [ ] [ ]
- Row 84: [ ] [ ] [ ] [ ] [ ] [ ] [ ] [ ]
- Row 85: [ ] [ ] [ ] [ ] [ ] [ ] [ ] [ ]
- Row 86: [ ] [ ] [ ] [ ] [ ] [ ] [ ] [ ]
- Row 87: [ ] [ ] [ ] [ ] [ ] [ ] [ ] [ ]
- Row 88: [ ] [ ] [ ] [ ] [ ] [ ] [ ] [ ]
- Row 89: [ ] [ ] [ ] [ ] [ ] [ ] [ ] [ ]
- Row 90: [ ] [ ] [ ] [ ] [ ] [ ] [ ] [ ]
- Row 91: [ ] [ ] [ ] [ ] [ ] [ ] [ ] [ ]
- Row 92: [ ] [ ] [ ] [ ] [ ] [ ] [ ] [ ]
- Row 93: [ ] [ ] [ ] [ ] [ ] [ ] [ ] [ ]
- Row 94: [ ] [ ] [ ] [ ] [ ] [ ] [ ] [ ]
- Row 95: [ ] [ ] [ ] [ ] [ ] [ ] [ ] [ ]
- Row 96: [ ] [ ] [ ] [ ] [ ] [ ] [ ] [ ]
- Row 97: [ ] [ ] [ ] [ ] [ ] [ ] [ ] [ ]
- Row 98: [ ] [ ] [ ] [ ] [ ] [ ] [ ] [ ]
- Row 99: [ ] [ ] [ ] [ ] [ ] [ ] [ ] [ ]
- Row 100: [ ] [ ] [ ] [ ] [ ] [ ] [ ] [ ]


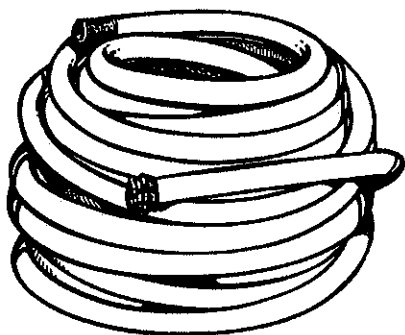



Geometric shapes and stars scattered around the grid:

- Stars: 15
- Square: 1
- Circle: 1
- Rectangle: 1
- Oval: 1
- Rhombus: 1
- Triangle: 1


Legend box:

carré
cercle
losange
ovale
rectangle
triangle


Encerle les objets qui ne sont pas carrés.



Encerle les cinq erreurs qui se sont glissées dans l'image du bas.





Colorie l'image.

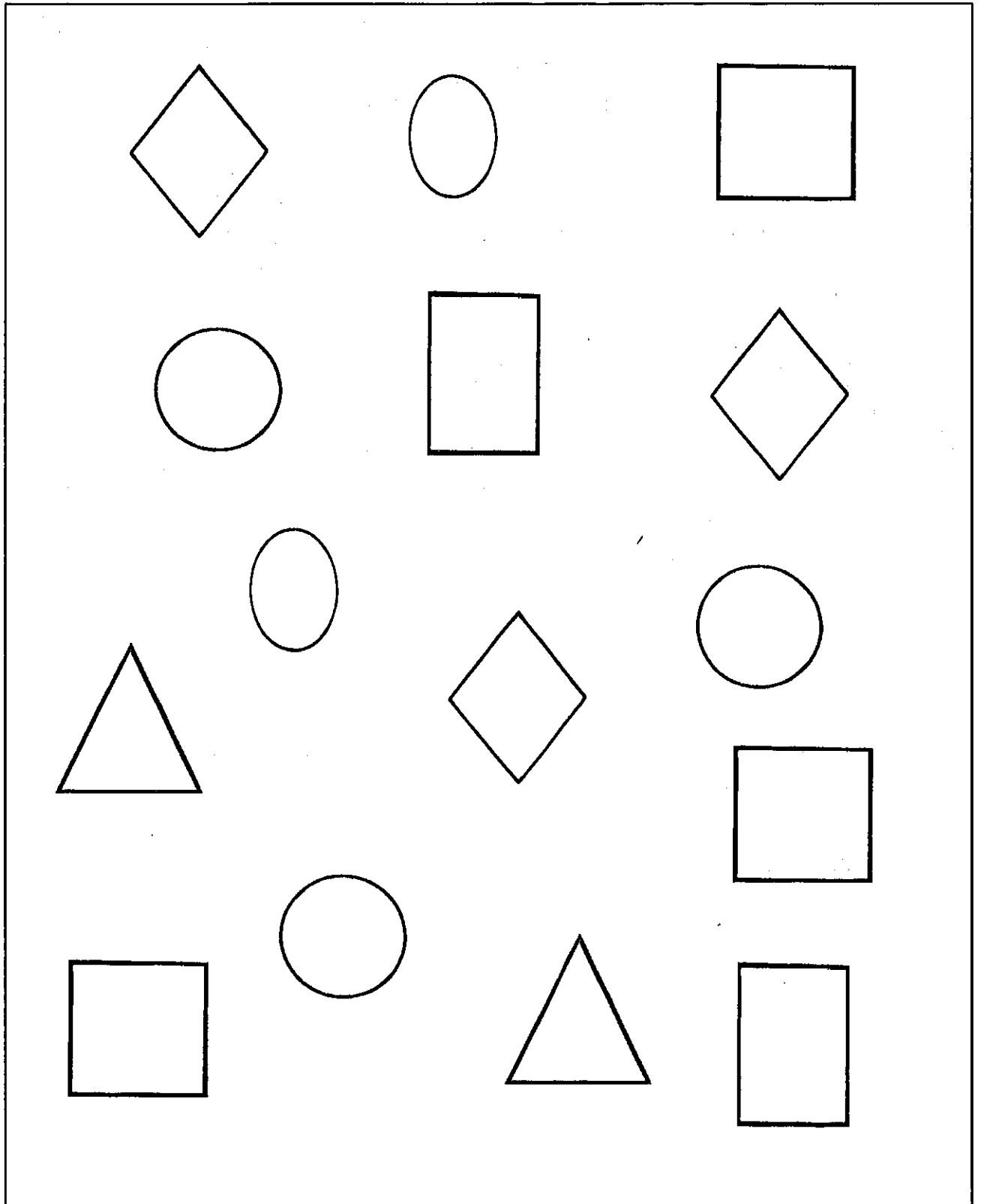




Grâce à l'exemple, reproduis  
Ariel dans la grille du bas.



Colorie seulement les formes  
que tu trouves trois fois.



## Mot mystère

Encerle les mots de la liste que tu trouves et  
les lettres restantes te donneront  
le mot mystère!

P	D	C	E	R	C	E	A	U	E
R	O	V	A	L	E	O	E	U	F
O	S	E	L	G	N	A	I	R	T
F	C	F	O	R	M	E	R	O	A
E	A	S	S	I	G	N	E	N	B
S	R	C	A	L	C	U	L	D	L
S	R	I	N	O	Y	A	R	C	E
E	E	N	G	I	L	O	N	G	A
U	N	C	E	R	C	L	E	E	U
R	E	C	T	A	N	G	L	E	R

réponse: dessiner

calcul

carré

cerceau

cercle

crayon

former

ligne

long

losange

œuf

ovale

professeur

rectangle

rond

signe

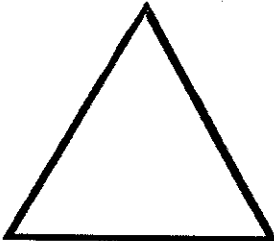
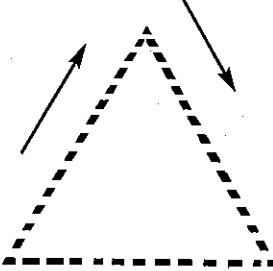
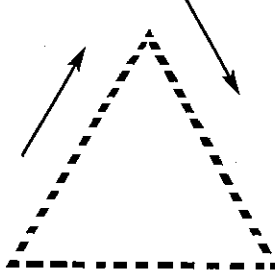
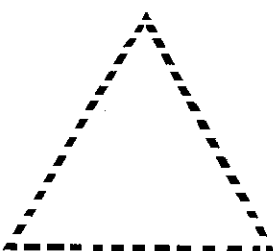
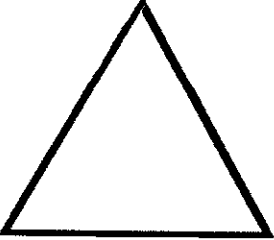
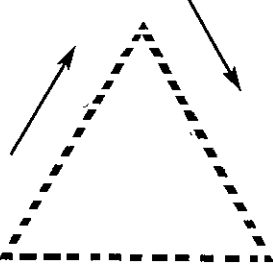
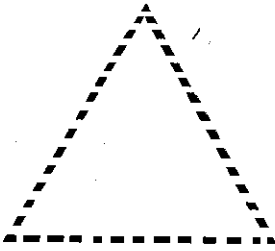
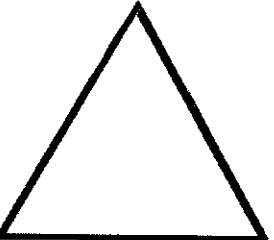

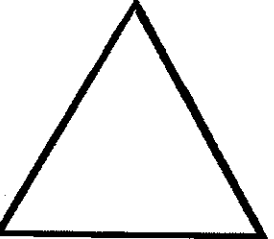
tableau

triangle

# LE TRIANGLE

Reproduis ces triangles  
en traçant d'abord  
les pointillés, puis  
par toi-même.




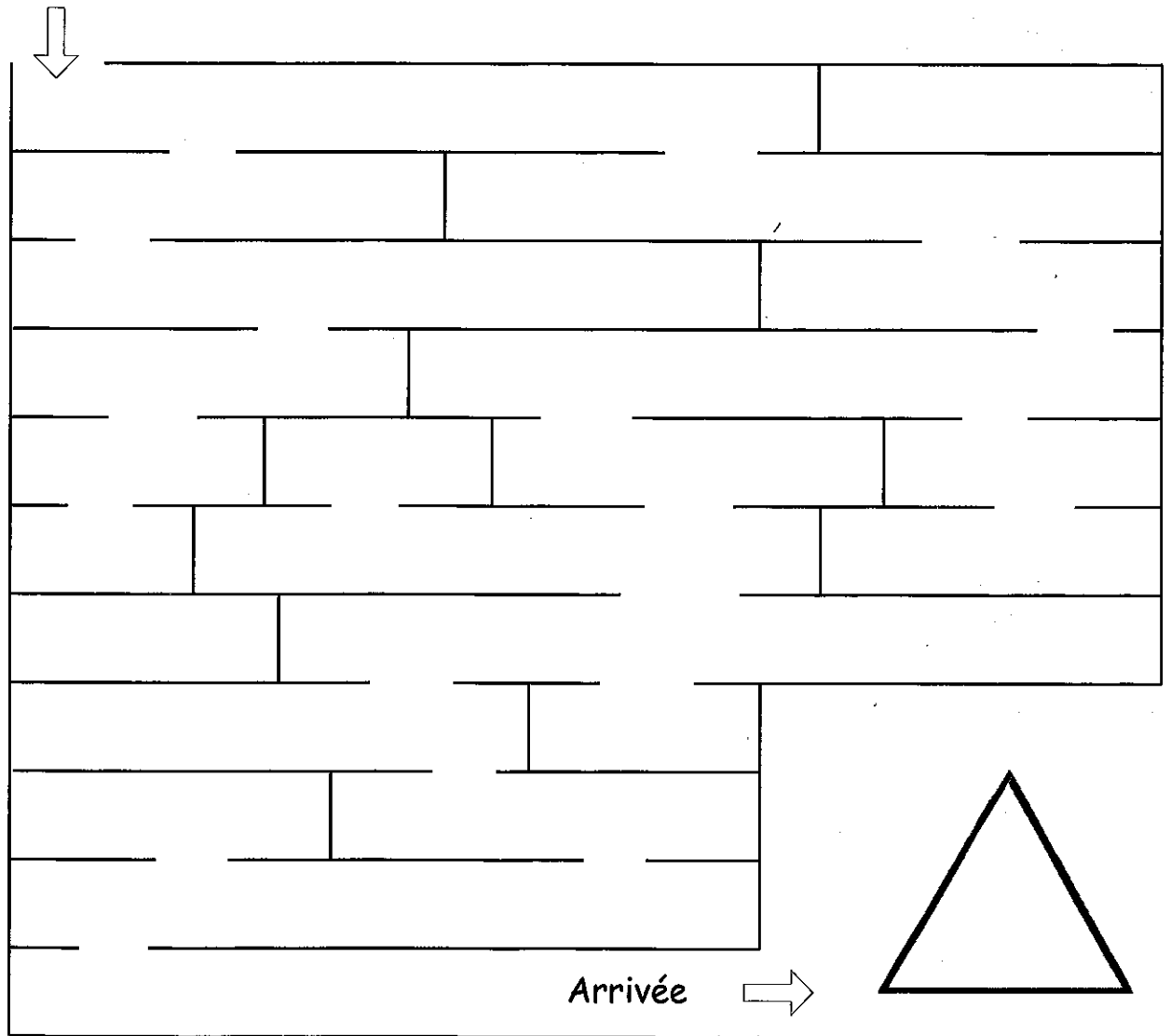
Colorie l'image.



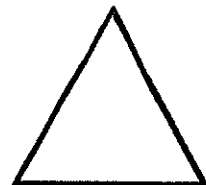

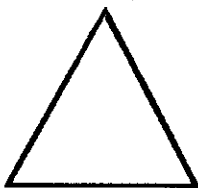

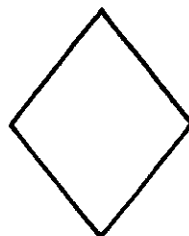
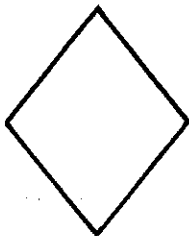

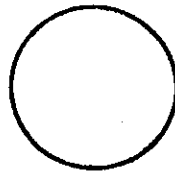




Aide Ariel à retrouver son triangle.



Départ



Encerle la plus grosse figure.



# LES TRIANGLES

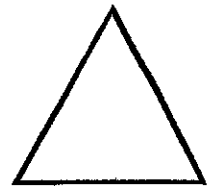
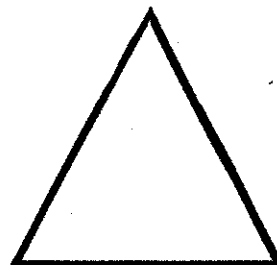
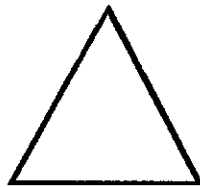


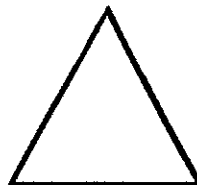

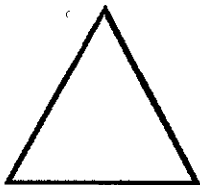
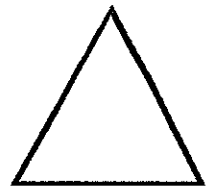
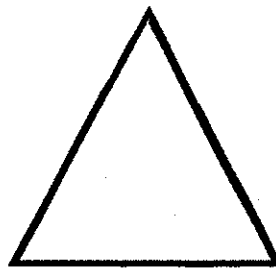

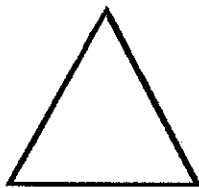
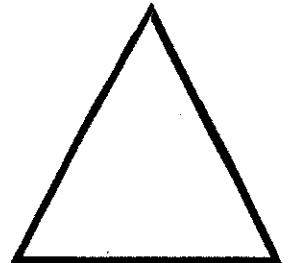
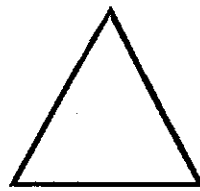
Colorie:

2 triangles en bleu

3 triangles en rouge

4 triangles en vert

Combien t'en reste-t-il  
sans couleur?



Inscris ta réponse: \_\_\_\_\_



En plaçant ces lettres en ordre,  
tu découvriras des noms  
de formes.



1. gelantcer: \_\_\_\_\_




2. érrca: \_\_\_\_\_

3. clcere: \_\_\_\_\_

4. angelirt: \_\_\_\_\_

5. olgenas: \_\_\_\_\_

6. levao: \_\_\_\_\_





Réponses: 1. rectangle 2. carré 3. cercle  
4. triangle 5. losange 6. ovale

# Le jeu des ombres

Parmi toutes ces ombres, une seule ne correspond pas à cette image.

Trouve laquelle.



Écris le nom: Ariel

\_\_\_\_\_

-----

\_\_\_\_\_




En remplaçant les syllabes qui se trouvent dans les ballons d'Ariel, tu obtiendras des noms de formes.

Quels sont-ils?

---

---

---

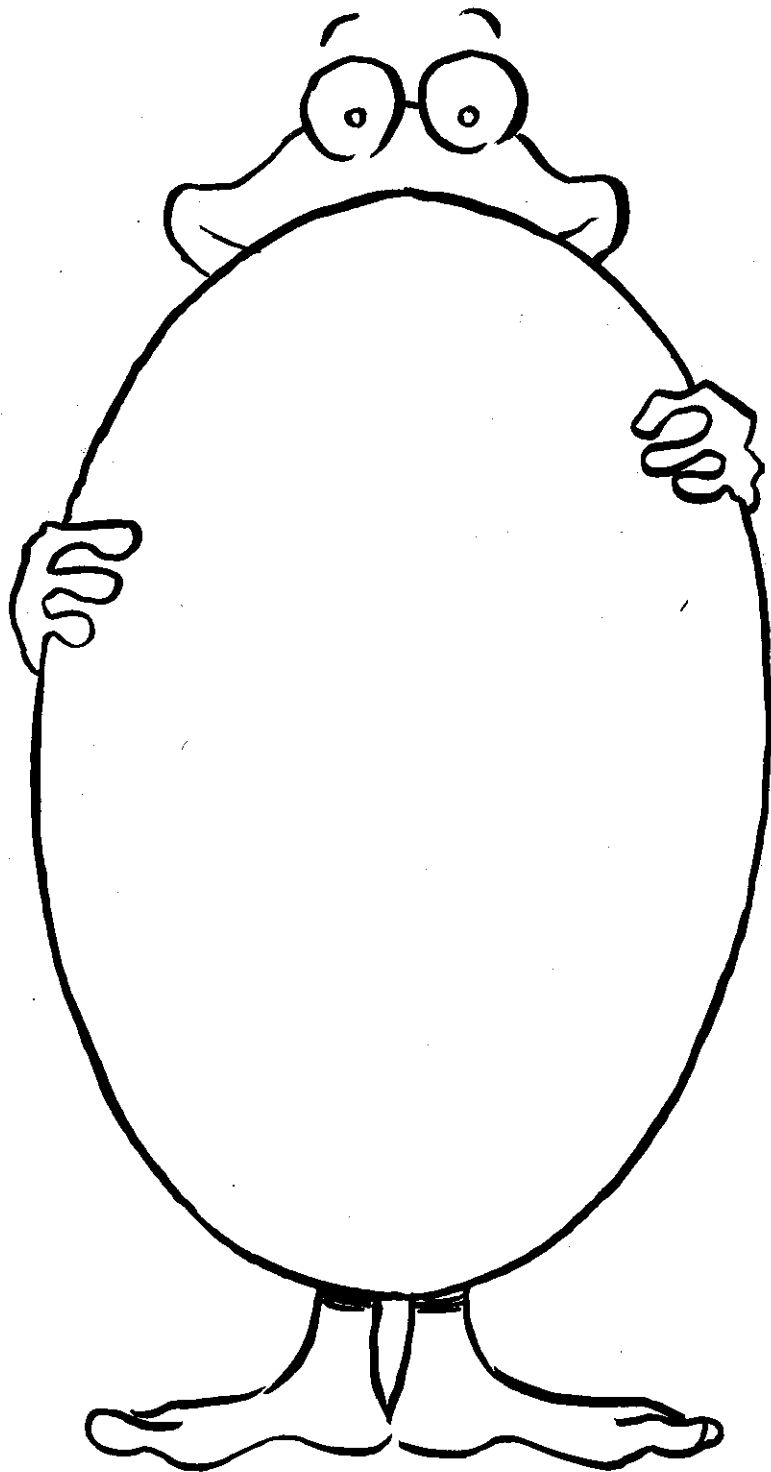


# L'OVALE


Reproduis ces ovaux  
en traçant d'abord  
les pointillés, puis  
par toi-même.




Colorie l'image.



Encerle les cinq erreurs qui se sont glissées dans l'image du bas.



Combien de figures?

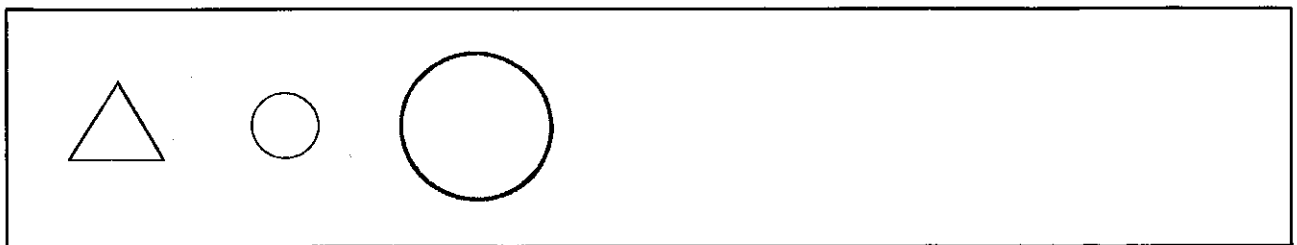





The image contains three boxes of shapes and three empty boxes for answers, connected by lines. The top-left box contains 8 ovals. The top-right box contains 10 squares. The bottom box contains 6 triangles. There are several stars scattered around the boxes.

Top-left box: 8 ovals. Answer box:

Top-right box: 10 squares. Answer box:




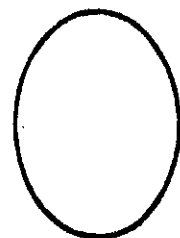
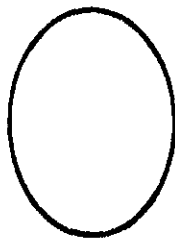





Bottom box: 6 triangles. Answer box:

Reproduis les séries de motifs.
















Encerle la plus grosse figure.




# LE RECTANGLE

Reproduis ces rectangles  
en traçant d'abord  
les pointillés, puis  
par toi-même.



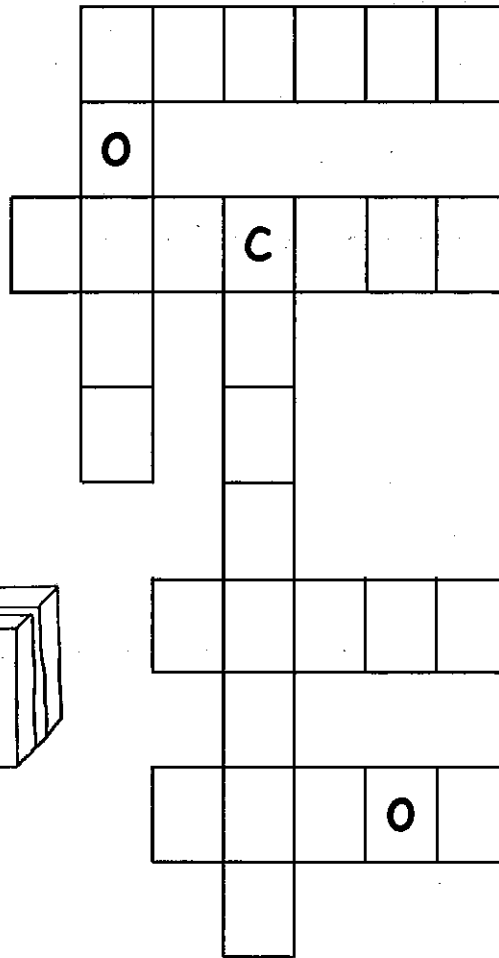



Colorie l'image.










Aide Ariel à placer ces noms d'objets  
rectangulaires dans la grille.






boîte  
brique  
chocolat  
domino  
piscine  
wagon



Colorie les plus gros.



Grâce à l'exemple, reproduis Ariel dans la grille du bas.




# COLORIE

Les gros rectangles  
en rouge.

Les petits rectangles  
en bleu.

Combien de figures  
te reste-t-il? \_\_\_\_\_



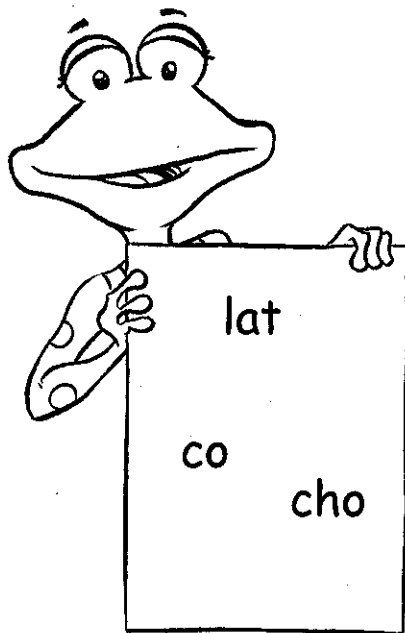

En remplaçant les syllabes qui se trouvent sur les tableaux d'Ariel, tu obtiendras des objets de forme rectangulaire.

Quels sont-ils?

---

---

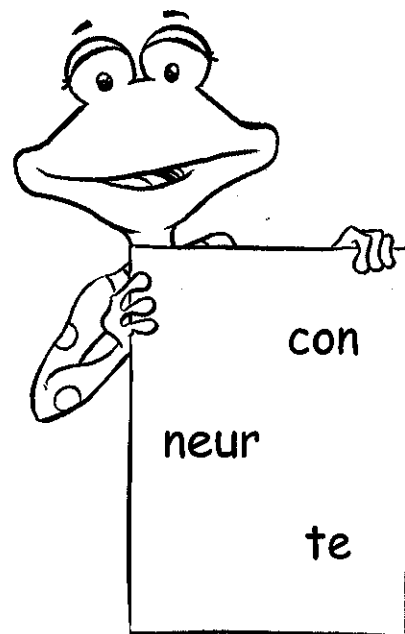
---



---

---

---



---


---

---



Colorie l'image.

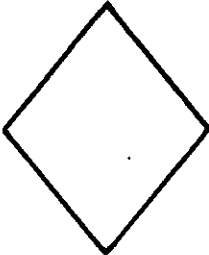
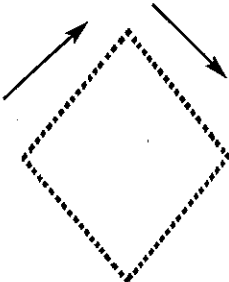
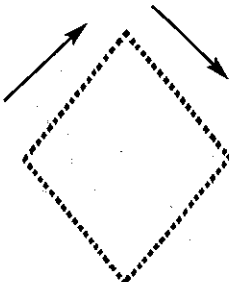
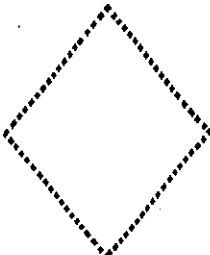
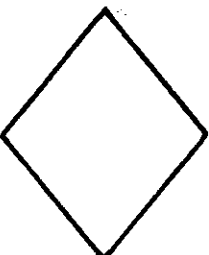
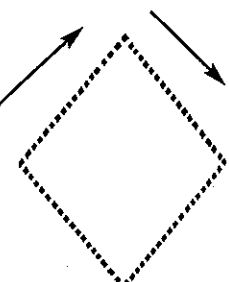



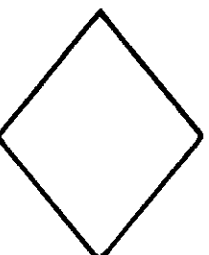
# Un rectangle




# LE LOSANGE

Reproduis ces losanges  
en traçant d'abord  
les pointillés, puis  
par toi-même.

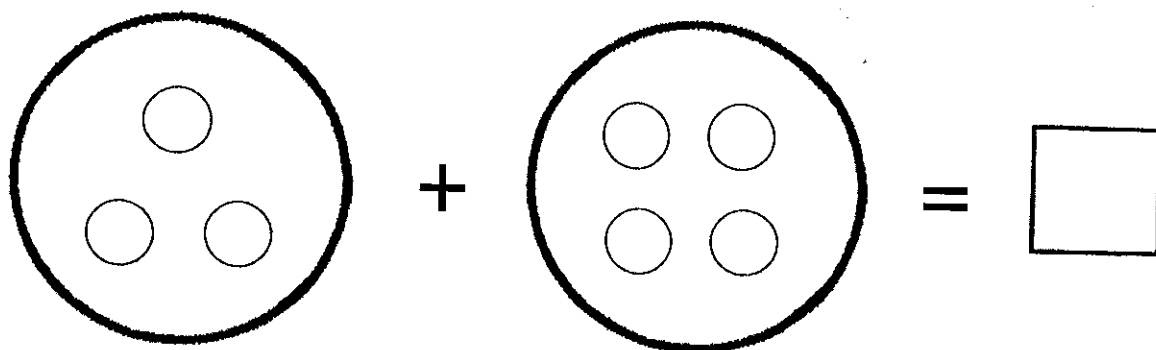
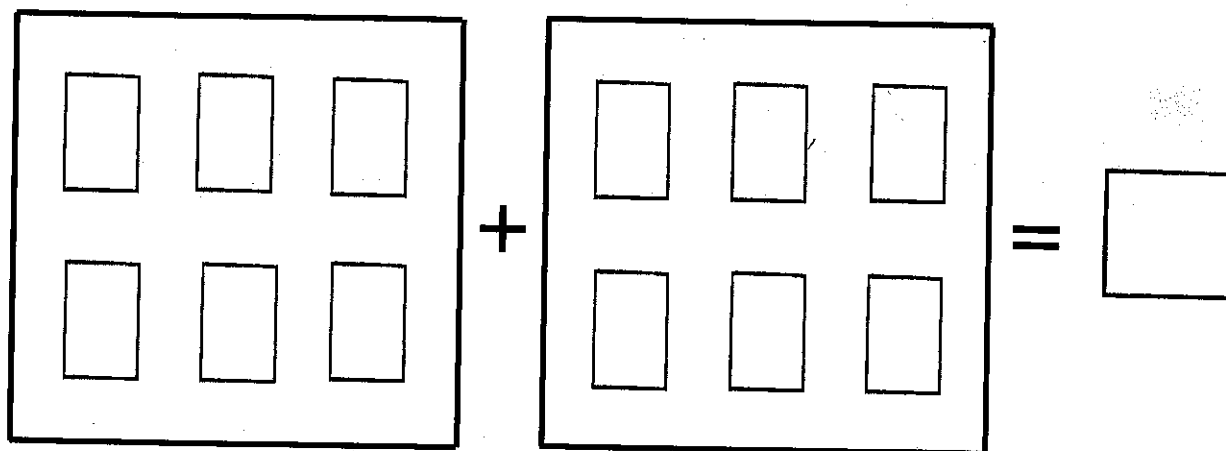
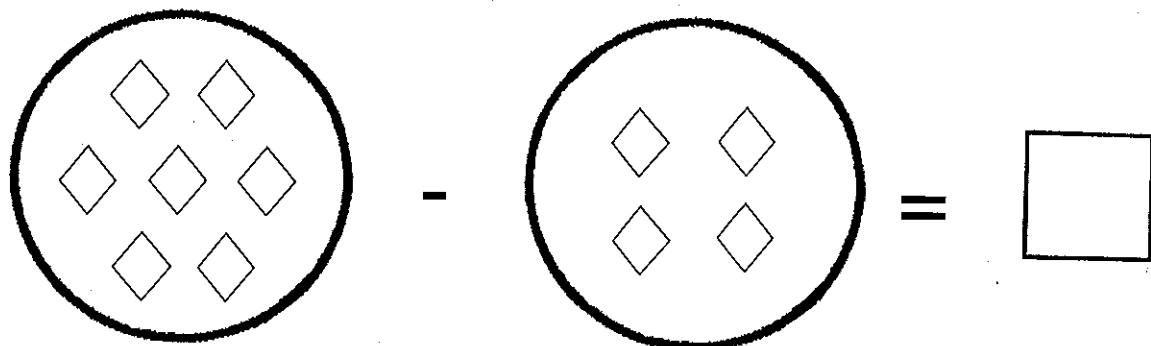


Colorie l'image.





Combien font...



# Le jeu des ombres

Parmi toutes ces ombres, une seule ne correspond pas à cette image.

Trouve laquelle.



Écris le mot: camion \_\_\_\_\_

Encerle les plus gros.

